

Graph Paper Programming

Activity Worksheet



Choose one of the images below. Don't let your partner see which one you pick!




Image 1




Image 2




Image 3




Image 4




Image 5





Image 6

1) Write a program. (Use → ← ↑ ↓ ↻)

Step 1	2	3	4	5	6
7	8	9	10	11	12
13	14	15	16	17	18

3) Draw! Follow your partner's program:




2) Trade this worksheet with a partner.

Play Again!

1. Write a program. (Use → ← ↑ ↓ ↻)

Step 1	2	3	4	5	6
7	8	9	10	11	12
13	14	15	16	17	18

3) Draw! Follow your partner's program:



2) Trade this worksheet with a partner.